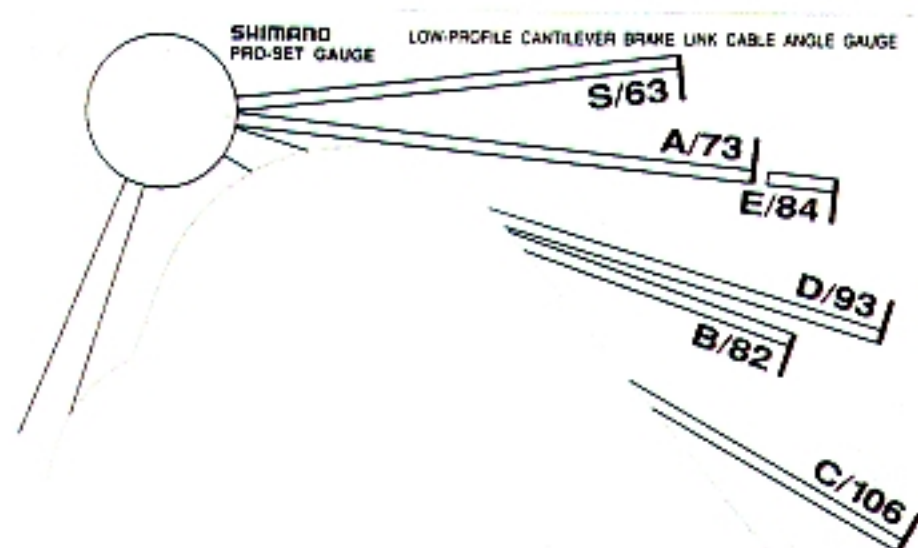


Outillage
TL-CB15

Appareil de mesure spécial pour freins cantilever.

Cet appareil de mesure sert à contrôler sans difficulté le montage et le réglage corrects des câbles.



3

Si le câble se trouve dans la zone de fixation de l'appareil de mesure, la fixation est correcte.

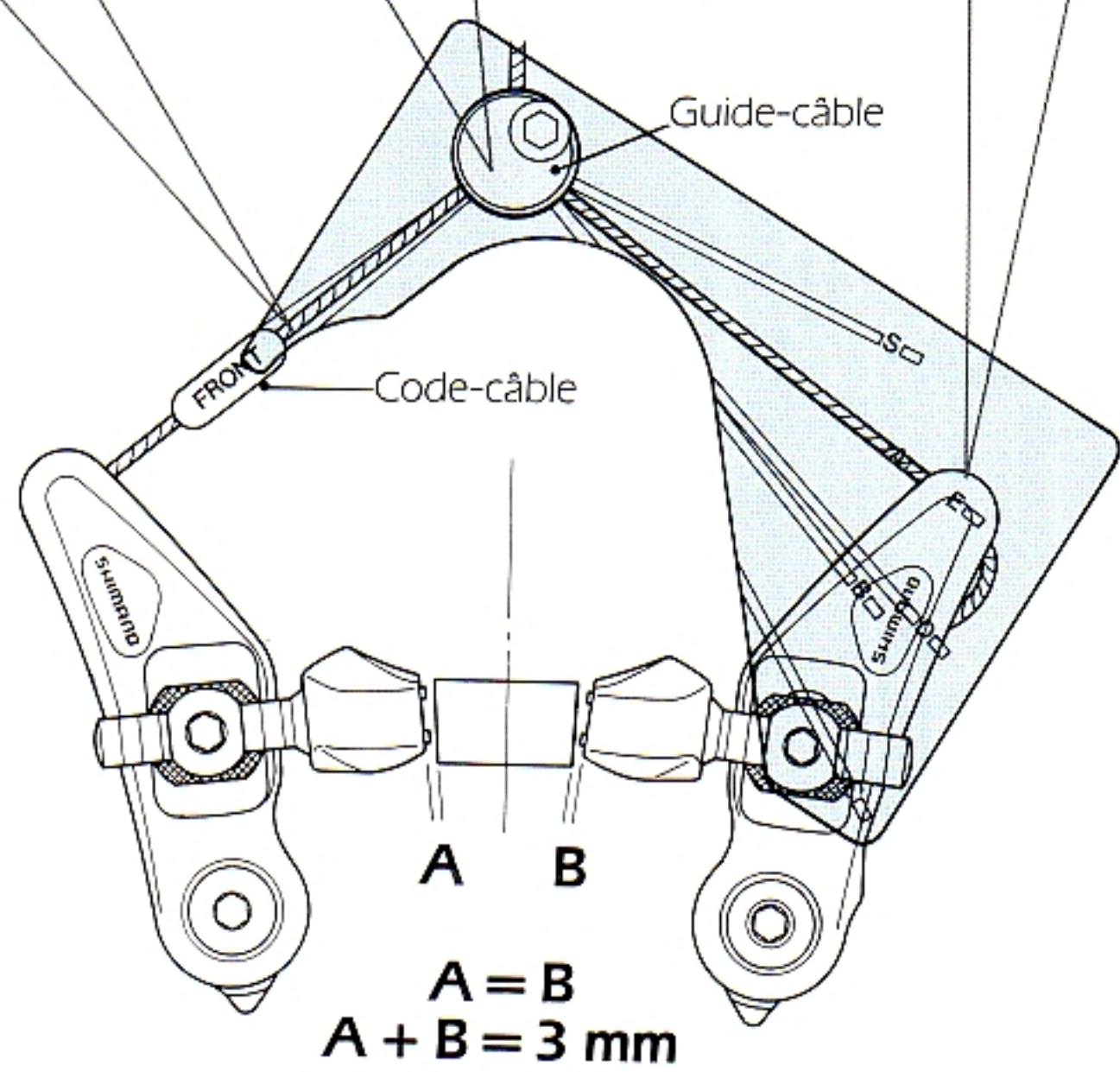
1

Placer le cercle de l'appareil de mesure sur le guide-câble et aligner le câble sur la ligne marquée du code-câble correspondant.

2

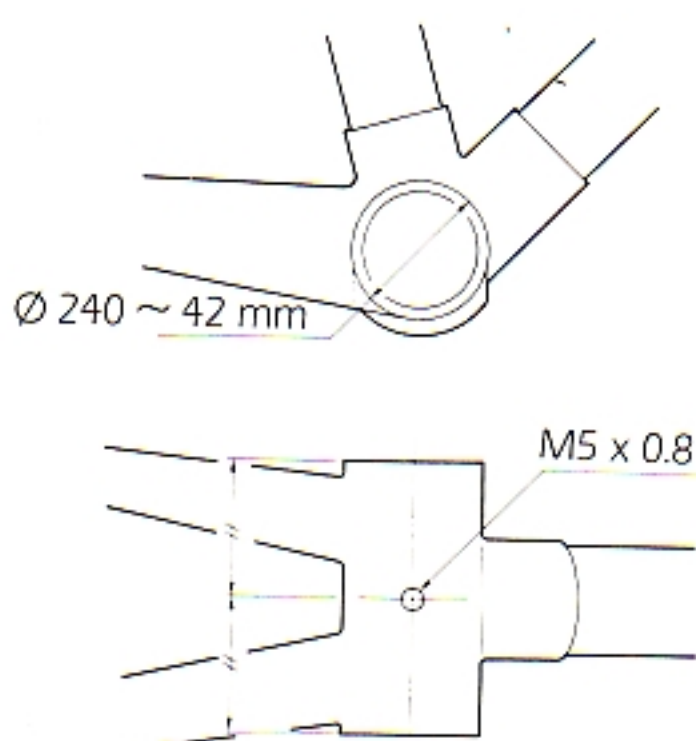
Lorsque l'unité frein est alignée sur la marque finale de la ligne, la longueur intérieure de câble est correcte.

Marque finale correcte.



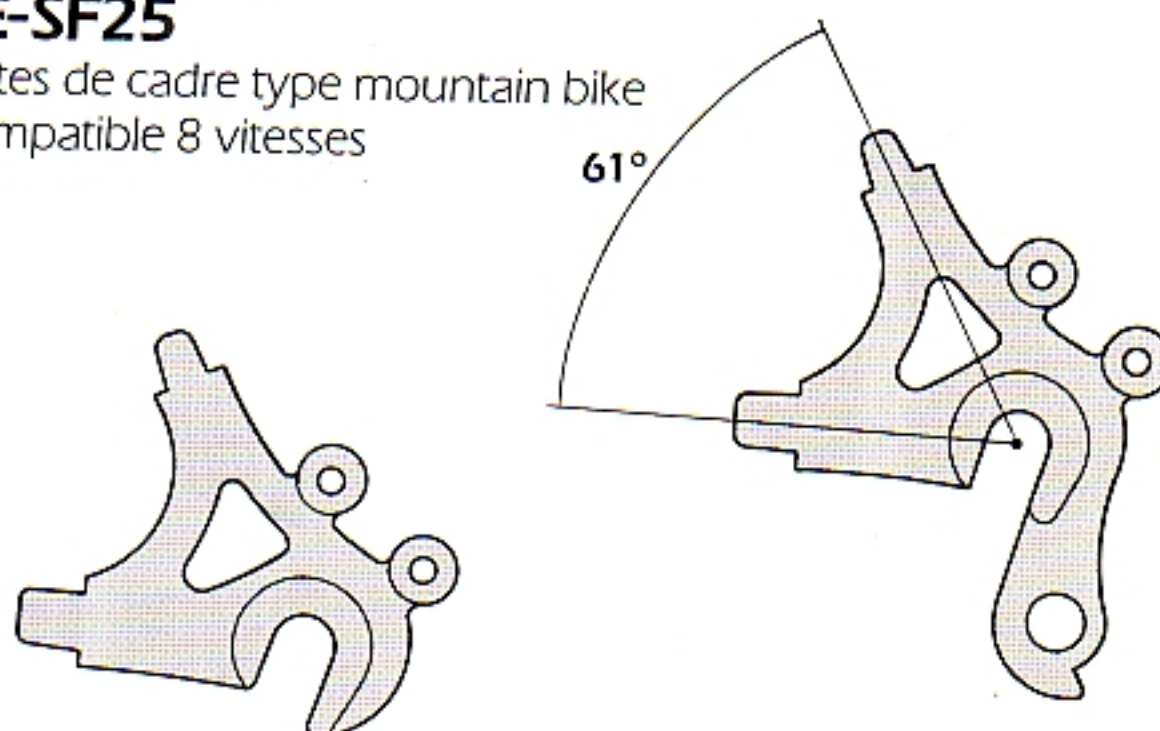
Pièces détachées

- SM-SP55** **SM-MT55**
- SM-SP25** **SM-MT25**
- SM-SP15** **SM-MT15**



Pièces détachées

- FE-SF25**
- Pattes de cadre type mountain bike
- Compatible 8 vitesses



PIECES DETACHEES ET OUTILLAGE

Outillage TL-CB10

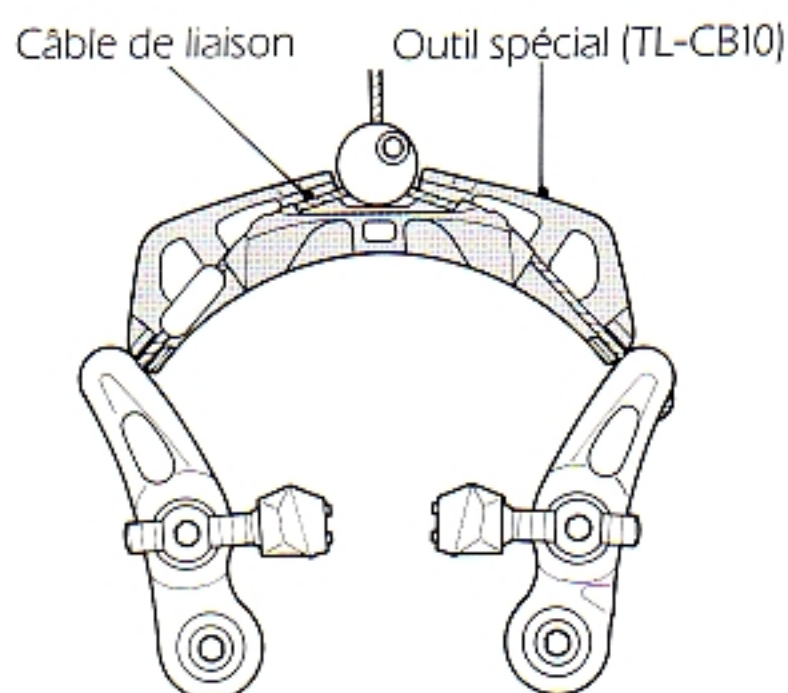
Jeu d'outillage professionnel pour freins cantilever.





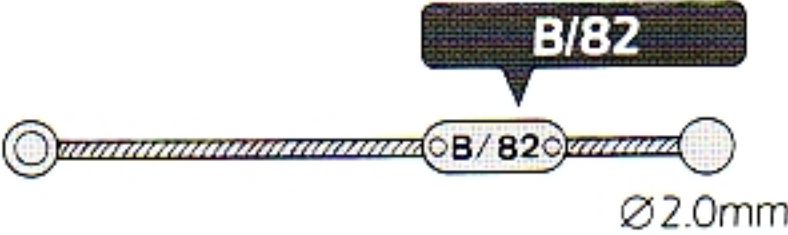
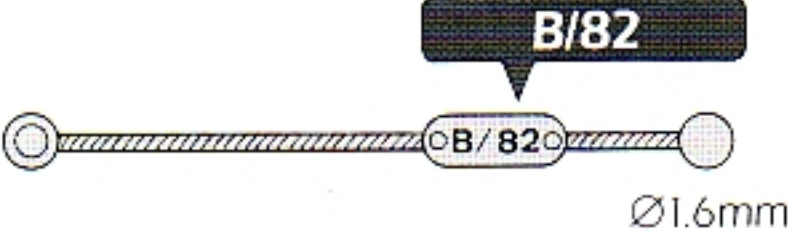
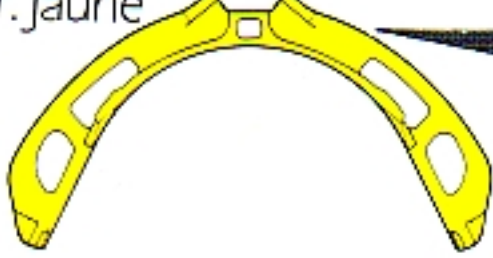
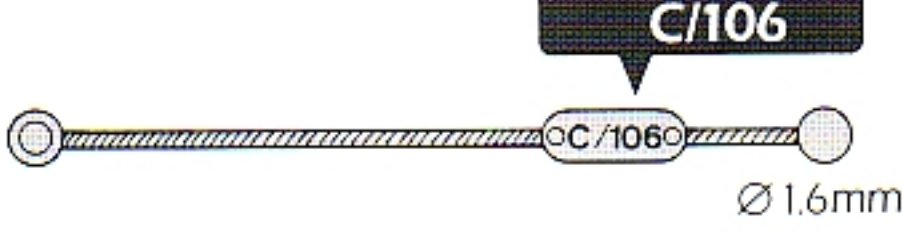

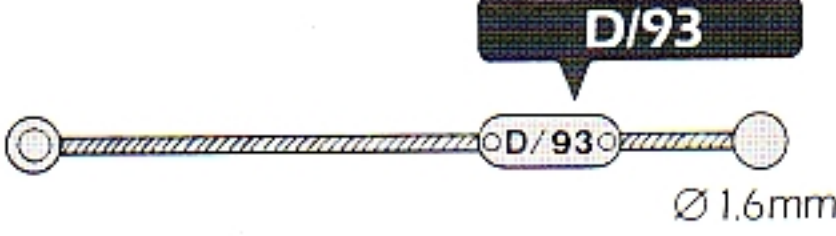
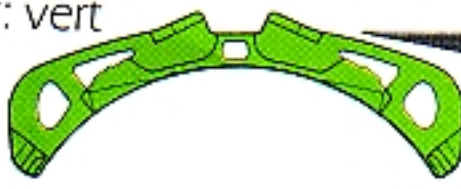


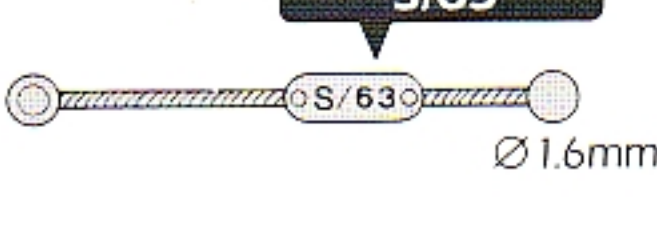
Cet outillage sert au montage rapide et correct des freins cantilever.

■ Combinaisons:

L'outil et les câbles de liaison sont différents pour chaque modèle de frein cantilever.

Veiller à combiner de manière correcte.



Type	Outil (TL-CB10)	Câble de liaison	Frein cantilever
A	Couleur: bleu  A/73	 A/73 Ø2.0mm	BR-M734 avant BR-M650 avant
		 A/73 Ø1.6mm	BR-M900 BR-M201 BR-M651 BR-C200 BR-M501 BR-C200-B BR-M502 BR-M100 BR-C510 BR-TY70 BR-C510-B BR-M352 arrière
B	Couleur: violet  B/82	 B/82 Ø2.0mm	BR-M734 arrière BR-M650 arrière
		 B/82 Ø1.6mm	BR-M501 arrière
C	Couleur: jaune  C/106	 C/106 Ø1.6mm	BR-M651 BR-M502 BR-M201 BR-M100 BR-TY70
D	Couleur: orange  D/93	 D/93 Ø1.6mm	BR-M651 BR-M502 BR-M201 BR-M100 BR-TY70
E	Couleur: vert  E/84	 E/84 Ø1.6mm	BR-M352 arrière
S	Couleur: rose  S/63	 S/63 Ø1.6mm	BR-C510 arrière BR-C510-B arrière BR-C200 arrière BR-C200-B arrière

SHIMANO DEORE DX

SHIMANO
TOTAL
INTEGRATION




Front Chainwheel
FC-MT60-SG



Sealed Cartridge
Bottom Bracket
BB-UN70



Pedal Sets
PD-M650




Seat Post
SP-M650



Rapidfire Lever Set
ST-M071

Low Profile
Cantilever Brake
BR-M650



Front Derailleur
FD-M650



Rear Derailleur
RD-M650



Top Pull
Front Derailleur
FD-M651



Head Parts
HP-M650




Cassette Sprockets
CS-HG70




Front Hub
HB-M650-F



Freehub
FH-M650



Chain
CN-HG70



SHIMANO DEORE LX


SHIMANO
TOTAL
INTEGRATION




Sealed Cartridge Bottom Bracket
BB-UN50



Pedal Set
PD-M550




Cassette Sprockets
CS-HG70




Cantilever Brake
BR-M651



Chain
CN-HG70



Front Hub
HB-M550-F



Freehub
FH-M550




Front Chainwheel
FC-M550-SG



Rear Derailleur
RD-M550-SGS



SPD Pedal Set
PD-M525



Oversize
Head Parts
HP-R501




Rear Derailleur
RD-M550-GS



Rapidfire Lever Set
ST-M060-S



Front Derailleur
FD-M550



SHIMANO DEORE XT

SHIMANO
TOTAL
INTEGRATION



Pedal Sets
PD-M735



Seat Post
SP-M730




Chain Deflector
DF-M730

Cassette Sprockets
CS-HG90-7



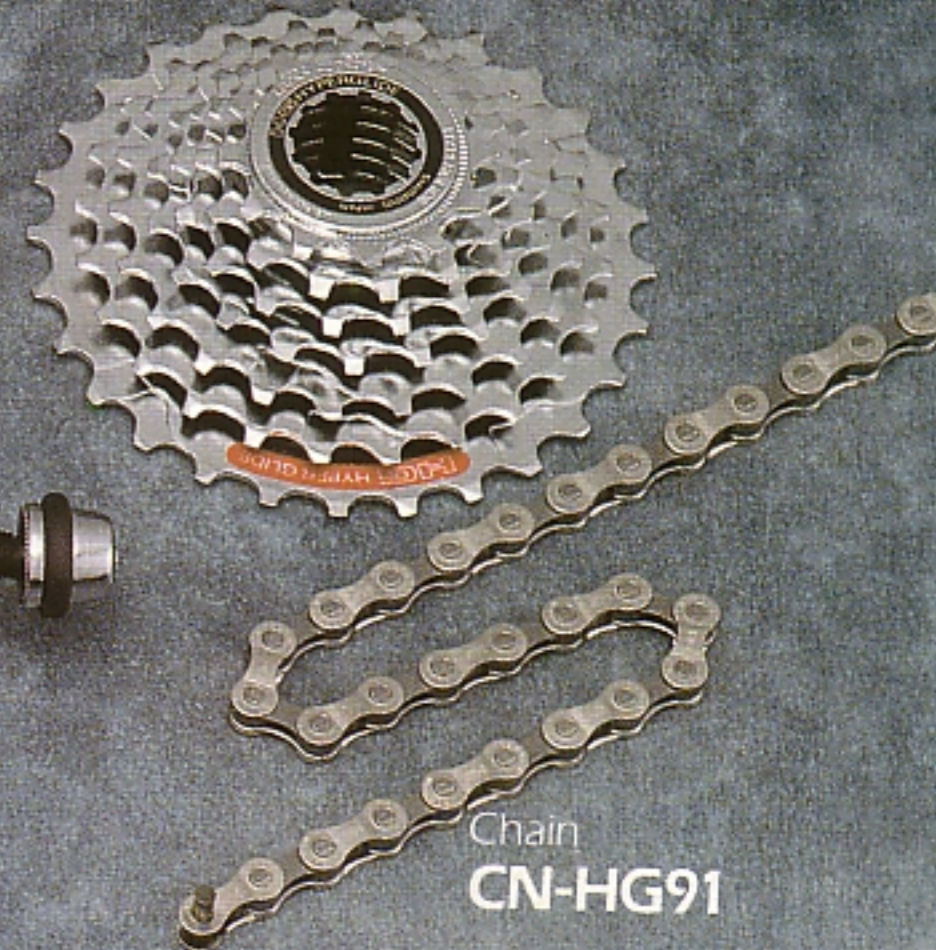
Rapidfire Lever Set
ST-M092



Freehub
FH-M732



Front Hub
HB-M730-F



Chain
CN-HG91



Rapidfire Plus
Lever Set
ST-M095



Sealed Cartridge Bottom Bracket
BB-UN70



Seat Post
Quick Release
SO-M730



Cantilever Brake
BR-M734


Front Derailleur
FD-M735



Rear Derailleur
RD-M735



Oversize Head Parts
HP-M736




Front Chainwheel
FC-M730-SG



SPD Pedal Set
PD-M737




FC-M500-SG




EXAGE
500 LX

FC-M400-SG






EXAGE
400 LX

FC-M300-SG



EXAGE
300 LX



SHIMANO XTR

SHIMANO
TOTAL
INTEGRATION



Seat Post
SP-M900



Sealed Cartridge Bottom Bracket
BB-UN90



Front Hub
HB-M900-F




Seat Post Quick Release
SQ-M900



Freehub
FH-M900



Cantilever Brakes
BR-M900




Front Derailleur
FD-M900




Rear Derailleur
RD-M900




Front Chainwheel
FC-M900



Spider Gear
Cassette Sprockets
CS-M900-8



Chain
CN-7401



Head Parts
HP-M900



Rapidfire Plus Lever Set
ST-M900-8

